



ADRIAN STEEL®

NEXT GENERATION SHELVING AND ACCESSORIES

ENGINEERED FOR WHAT COMES NEXT

70+

70+ YEARS OF
VEHICLE STORAGE
SOLUTIONS TO GROW
YOUR BUSINESS

USA

MANUFACTURED,
ASSEMBLED,
AND INSTALLED
IN THE USA

1M+

INDUSTRY-LEADING
1,000,000+ VEHICLE
UPFITS

ADRIANSTEEL.COM

NEXT GENERATION SHELVING

CARGO VANS ARE BIGGER THAN EVER BEFORE. TALLER, LONGER, AND PACKED WITH POTENTIAL.

WHY SETTLE FOR SHELVING THAT WASTES PRECIOUS SPACE THAT YOU PAID TO USE?

Maximize every inch of your investment with shelving designed to keep up.

VEHICLES THEN...

- 1 Roof Height Option
- 2 Wheelbase Options

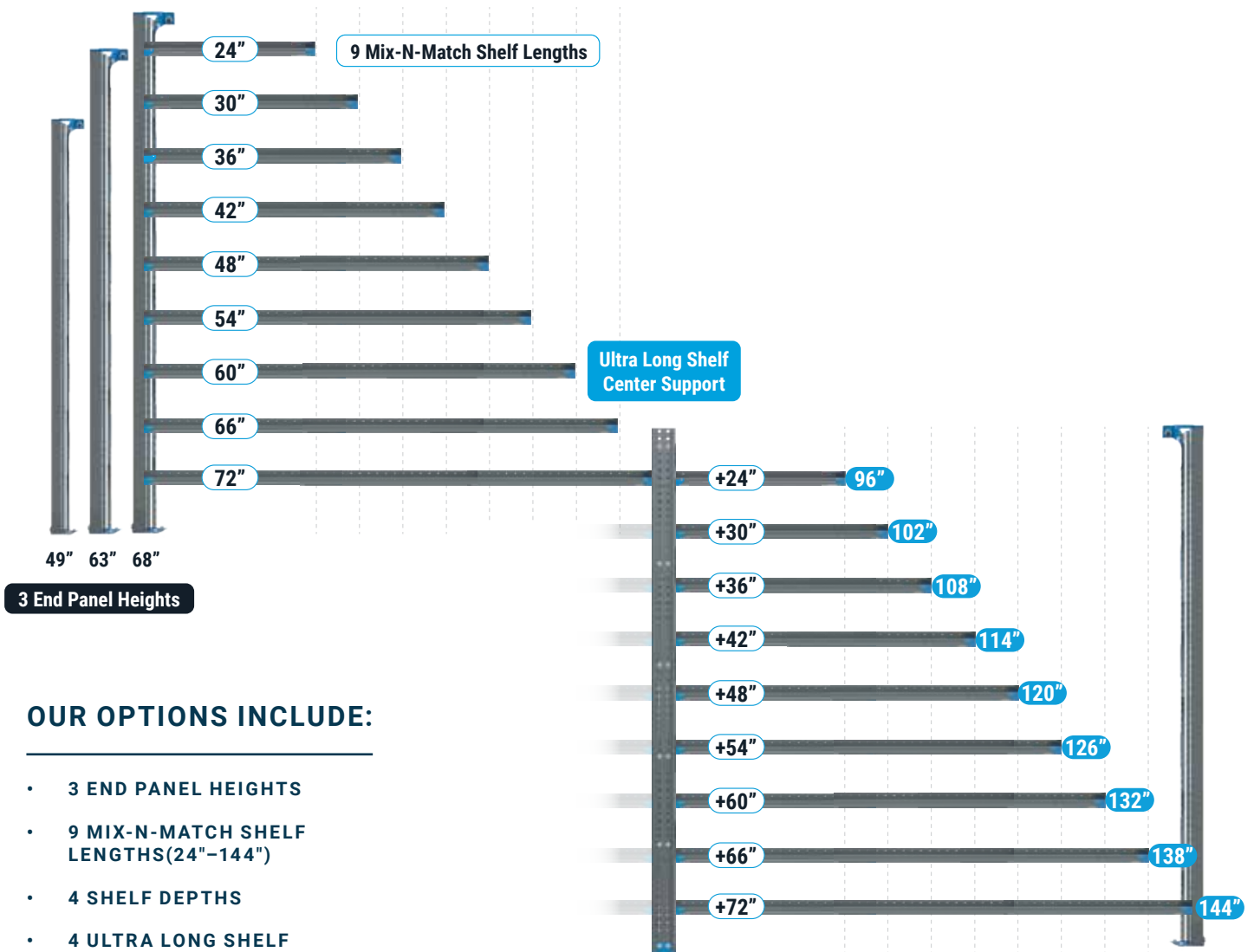


VEHICLES NOW...

- 3 Different Roof Height Options
- 14 Different Wheelbase Options



ELIMINATE DEAD SPACE



OUR OPTIONS INCLUDE:

- 3 END PANEL HEIGHTS
- 9 MIX-N-MATCH SHELF LENGTHS(24"-144")
- 4 SHELF DEPTHS
- 4 ULTRA LONG SHELF CENTER SUPPORTS
- 1, 3, 4 & 5 SHELF KITS
- UP TO 17 INSTALLATION MOUNTING POINTS



LONGEST, TALLEST, DEEPEST SHELVES IN THE INDUSTRY

- LENGTHS UP TO 144"
- HEIGHTS UP TO 68"
- DEPTHS UP TO 16"



MIX-N-MATCH FLEXIBILITY

- 3 END PANEL HEIGHTS
- 9 SHELF LENGTHS
- 4 SHELF DEPTHS
- 2 ULTRA LONG SHELF CENTER SUPPORTS



IMPROVED ACCESSORIES

MAXIMIZE SHELF SPACE
WITH THESE OPTIONS;

- 6 DRAWER UNITS
- 9 DOOR KITS
- 6 BINS
- 9 DIVIDERS

THIRD PARTY CRASH TESTED

ENGINEERED FOR DURABILITY TO KEEP YOU SAFE



THIRD PARTY CRASH TESTED

INDUSTRY LEADING:
UP TO 17 MOUNTING POINTS
VS 7 MOUNTING POINTS



IMPROVED STRENGTH

50 LBS PER FOOT (AVG.)
IS A 43% INCREASE IN
STRENGTH VS 35 LBS PER
FOOT (AVG.)



LET THERE BE LIGHT

CANTILEVERED DESIGN
ALLOWS FOR MORE LIGHT
TO SEE YOUR TOOLS AND
CONSUMABLES BETTER

THERE'S A HIDDEN COST TO BASE SHELVING PACKAGES

NEXT GEN SHELVING MAXIMIZES BUSINESS PRODUCTIVITY

ADRIAN STEEL UPFIT SOLUTIONS HELPED GENERATE \$1,537,500 MORE REVENUE...

...for a plumbing business with five-vehicles over a ten-year period, compared to base shelving that isn't configured for your business.


HERE IS THE TRUE COST OF BASE SHELVING ON YOUR BUSINESS

YOU RUN A PLUMBING BUSINESS WITH 5 VEHICLES

EACH VEHICLE CAN PERFORM 4 SERVICE CALLS A DAY, WORTH \$200 PER CALL

YOUR BUSINESS CAN GENERATE UP TO \$4,000 EACH DAY ACROSS 5 VEHICLES

YOUR BUSINESS HAS THE POTENTIAL TO GENERATE \$1M EACH YEAR



5 VEHICLES

4
SERVICE CALLS
X
\$200
PER VEHICLE

X

\$4,000
PER DAY

=

\$1M
PER YEAR

HAVING THE WRONG EQUIPMENT CAN COST YOUR BUSINESS THOUSANDS EVERY YEAR.

Use the Following Guide to Understand the True Cost of your Shelving Options for your Business



OVER THE LIFETIME OF YOUR WORK VAN OR TRUCK, ADRIAN STEEL UPFIT SOLUTIONS CAN GENERATE 18% MORE REVENUE FOR YOUR BUSINESS



COST CENTERS	BASE SHELVING PACKAGE	ADRIAN STEEL UPFIT SOLUTIONS
EQUIPMENT & INSTALLATION	\$4,000	\$6,500
STOCK-OUT COSTS EACH YEAR Disorganized vehicles makes it hard to find the tools and materials needed for the job. You lose 2 jobs per week: \$200 X 2 jobs X 50 working weeks each year	\$20,000	\$0
LOST PRODUCTIVITY EACH YEAR Storage dead space and disorganized equipment means you lose the opportunity to do 1 service call / week: \$200 X 50 working weeks each year	\$10,000	\$0
DOWNTIME & DAMAGED PRODUCT LOSSES Overloaded shelving collapsed damaging \$2,000 worth of products and equipment, took your vehicle off the road for a week (\$4,000 lost revenue), and while installing replacement shelving (\$4,000 for equipment and install).	\$10,000	\$0
YEAR 1 REVENUE FOR ONE TRUCK BASED ON YOUR UPFIT DECISION A fully operational vehicle will generate \$800 each day X 250 working days each year = \$200,000 potential	\$156,000	\$193,500 • PAY YOUR UPFIT OFF IN LESS THAN ONE MONTH.
LIFETIME REVENUE YOUR BUSINESS GENERATES WITH 5 TRUCKS Based on a 10 year lifetime for each vehicle, annual stock-out + lost productivity.	<u>\$1,686,000</u> 1 Truck <u>\$8,430,000</u> 5 Trucks	<u>\$1,993,500</u> 1 TRUCK <u>\$9,967,500</u> 5 TRUCKS

* PLEASE NOTE – WHILE THE FIGURES ABOVE ARE BASED ON REAL CLIENT EXAMPLES, THEY ARE FOR ILLUSTRATION PURPOSES AND MAY NOT REFLECT THE EXPERIENCE EVERY CUSTOMER HAS.

UPFIT SOLUTIONS FOR YOUR TRADE



HVAC



PLUMBING



BUILDER



MAINTENANCE



LOCKSMITH



ELECTRICAL



ENGINEERED FOR THE WORK AHEAD

NEXT GENERATION SHELVING

PRODUCT OPTIONS



SHELVING OPTIONS



LOW ROOF

3-SHELF UNITS

24"-144" LENGTHS | 14" & 16" DEPTHS

The 3-shelf option features 49" end panels to maximize vertical space in low-roof vehicles. Units are available in lengths ranging from 24" to 72", in 6" increments, and come with either 14" or 16" depths. Additional shelves can be added by working with your local distributor.



MID ROOF

4-SHELF UNITS

24"-144" LENGTHS | 14" & 16" DEPTHS

The 4-shelf option features 63" end panels to maximize vertical space in mid-roof vehicles. Units are available in lengths ranging from 24" to 72", in 6" increments, and come with either 14" or 16" depths. Additional shelves can be added by working with your local distributor.



HIGH ROOF

5-SHELF UNITS

24"-144" LENGTHS | 14" & 16" DEPTHS

The 4-shelf option features 68" end panels to maximize vertical space in high-roof vehicles. Units are available in lengths ranging from 24" to 72", in 6" increments, and come with either 14" or 16" depths. Additional shelves can be added by working with your local distributor.



LOW, MID, HIGH ROOF

ULTRA LONG SHELF CENTER SUPPORTS, 14"D & 16"D

Available for 3-shelf, 4-shelf & 5-shelf configurations, the center support allows you to combine two shelf lengths (24"-72") for continuous shelves up to 144 inches long without sacrificing load capacity.

SHELVING ACCESSORIES



SHELVING ACCESSORY 1

2-DRAWER UNITS

The 2-drawer units come in 18" and 24" widths and can be mix-n-matched to fit any shelving length for full-length coverage. Choose between 14" or 16" depths, depending on the shelving depth being used. The drawers have slam latches to keep them securely closed during transit.



SHELVING ACCESSORY 2

3-DRAWER UNITS

The 3-drawer units come in 18" and 24" widths and can be mix-n-matched to fit any shelving length for full-length coverage. Choose between 14" or 16" depths, depending on the shelving depth being used. The drawers have slam latches to keep them securely closed during transit.



SHELVING ACCESSORY 3

4-DRAWER UNITS

The 4-drawer units come in 18" and 24" widths and can be mix-n-matched to fit any shelving length for full-length coverage. Choose between 14" or 16" depths, depending on the shelving depth being used. The drawers have slam latches to keep them securely closed during transit.




SHELVING ACCESSORY 4

DOOR KITS

Door kits are available in 24"-72" lengths, in 6" increments, and feature a slam latch with magnets to keep them securely closed during transit. Each kit includes side and back panels to create a fully enclosed cabinet to contain your cargo.

SHELVING ACCESSORIES CONT.



SHELVING ACCESSORY 5

PORTABLE BINS


Bins are available in 6" and 12" widths and can be mix-n-matched to fit any shelving length for full-length coverage. Choose between 12", 14" or 16" depths, based on the shelving depth being used. Dividers and lids are available to customize the bins and organize what you're carrying.



SHELVING ACCESSORY 6

SHELF DIVIDERS

Shelf Dividers are available in 12", 14" and 16" depths to accommodate any shelf option you choose. Based on what you are carrying and how you want to configure your shelving space, you can choose a single divider, 4-Pack and/or 8-packs of dividers.



SHELVING ACCESSORY 7

PORTABLE PARTS CASES

Our portable parts cases are designed for easy transport, helping you save time and reduce trips to the job site. The stackable, impact-resistant cases keep your tools and parts organized and secure. Placing them near the rear or side doors allows quick and convenient access to everyday items. Multiple configurations are available.



SHELVING ACCESSORY 8

TANK RACKS

Our tank racks are designed to securely transport 30 lb. and 50 lb. tanks safely to and from the job site and warehouse. With a variety of customizable options, you can choose the right configuration to carry the number of tanks you need for your job. Contact your local distributor to find the best solution for your needs.

FREQUENTLY ASKED QUESTIONS

FAQs

WHAT IS THE MAXIMUM LENGTH NEXT GEN SHELVING CAN BE CONFIGURED TO IN MY VEHICLE?

The Next Generation Shelving system can be configured to lengths ranging from 24" to 144", allowing for customization to meet your specific needs and fit your vehicle platform on both the driver and passenger sides.

HOW DEEP CAN THIS SHELVING BE CONFIGURED IN MY VEHICLE?

The standard van depths are 14" and 16" for the lower shelves with top shelves of 10" and 12" respectively. The truck shelving uses two 16" lower shelves with a 10" top shelf.

HOW MUCH WEIGHT CAN THE SHELVING UNITS HOLD?

Each individual shelf is capable of supporting 50 pounds per linear foot. Detailed capacities for the entire unit can be found on adriansteel.com. It is important to consider both the vehicle capacity and loading distribution.

WHAT VEHICLE PLATFORMS WILL THE SHELVING WORK IN?

The Next Generation Shelving is designed to be compatible with all current models of:

- Ford Transit
 - GM Express/Savana
 - Mercedes Sprinter
 - Ram ProMaster
 - Chevy BRD (Brightdrop)
-

HOW MANY DIFFERENT CONFIGURATIONS ARE AVAILABLE?

The modular design of the shelving allows for unlimited configurations to meet any specific requirements. However, we provide four preconfigured shelving units per vehicle to optimize the storage space both with and without a tank rack or cabinet.

HOW HIGH CAN THE NEXT GEN SHELVING BE CONFIGURED IN MY VEHICLE?

We offer shelving heights for various vehicle configurations: 49" for low roof vans, 63" for mid roof vans, and 68" for high roof vans. For pickup trucks with our truck cap/topper and slide-out system, we provide 30-inch tall shelving units.

WHERE CAN I PURCHASE ADRIAN STEEL SHELVING?

You can purchase your Next Generation Shelving through one of our 250+ distributors located across the U.S. and Canada. Visit AdrianSteel.com/buy to find the distributor nearest you.

WHAT ARE THE SHELVES MADE OF?

The Next Generation Shelving is made of High Strength Low Alloy (HSLA) steel.

HAVE THESE SHELVING SYSTEMS UNDERGONE CRASH SAFETY TESTING?

Yes! Adrian Steel has invested in third party crash testing to validate that this shelving is as safe as it can be for the drivers using our shelving.

IS IT POSSIBLE TO CUSTOMIZE THE SHELVES IN MY VEHICLE?

Yes! The Next Generation Shelving is fully configurable to support the cargo you carry every day. Work with your local distributor to get the best upfit configuration for your business. AdrianSteel.com/buy

CAN THESE SHELVES BE CONFIGURED FOR PICKUP TRUCKS AS WELL AS VANS?

Yes! We offer a variety of options for pickup trucks to meet your needs. For more information on the equipment and customizations available, please visit our website at AdrianSteel.com/truck-equipment.



ADRIAN STEEL®

FIND YOUR CLOSEST ADRIAN STEEL UPFIT SPECIALIST

VISIT ONLINE AT:

[ADRIANSTEEL.COM/BUY](https://www.adriansteel.com/buy)



UPFIT SOLUTIONS FOR YOUR BUSINESS



ADRIAN STEEL®